

Устройства защитного отключения QA17

Технические характеристики



Архангельск (8182)63-90-72
Астана +7(7172)727-132
Астрахань (8512)99-46-04
Барнаул (3852)73-04-60
Белгород (4722)40-23-64
Брянск (4832)59-03-52
Владивосток (423)249-28-31
Волгоград (844)278-03-48
Вологда (8172)26-41-59
Воронеж (473)204-51-73
Екатеринбург (343)384-55-89
Иваново (4932)77-34-06
Ижевск (3412)26-03-58
Казань (843)206-01-48

Калининград (4012)72-03-81
Калуга (4842)92-23-67
Кемерово (3842)65-04-62
Киров (8332)68-02-04
Краснодар (861)203-40-90
Красноярск (391)204-63-61
Курск (4712)77-13-04
Липецк (4742)52-20-81
Магнитогорск (3519)55-03-13
Москва (495)268-04-70
Мурманск (8152)59-64-93
Набережные Челны (8552)20-53-41
Нижний Новгород (831)429-08-12
Новокузнецк (3843)20-46-81

Новосибирск (383)227-86-73
Омск (3812)21-46-40
Орел (4862)44-53-42
Оренбург (3532)37-68-04
Пенза (8412)22-31-16
Пермь (342)205-81-47
Ростов-на-Дону (863)308-18-15
Рязань (4912)46-61-64
Самара (846)206-03-16
Санкт-Петербург (812)309-46-40
Саратов (845)249-38-78
Севастополь (8692)22-31-93
Симферополь (3652)67-13-56
Смоленск (4812)29-41-54

Сочи (862)225-72-31
Ставрополь (8652)20-65-13
Сургут (3462)77-98-35
Тверь (4822)63-31-35
Томск (3822)98-41-53
Тула (4872)74-02-29
Тюмень (3452)66-21-18
Ульяновск (8422)24-23-59
Уфа (347)22948 -12
Хабаровск (4212)92-98-04
Челябинск (351)202-03-61
Череповец (8202)49-02-64
Ярославль (4852)69-52-93

QA17 - Series Earth Leakages

The QA17 type earth leakage device is available as a circuit breaker and as a switch. As a circuit breaker it has the suffix A attached to it QA17A and as a switch it has the suffix C attached to it QA17C.



QA17A
Dual Mount



QA17C
Dual Mount

Features

- Hydraulic-magnetic technology
- 100% rating capability, independent of ambient temperature
- VC 8035 compliant
- VDE and CCC approved, CE certified
- Ratings 5 to 63 A
- Earth leakage sensitivity 30 mA
- Single pole plus switched neutral earth leakage protection
- Switch versions fitted with short circuit protection
- Available in various currents and time delays
- Precision tripping characteristics
- Compact 26 mm wide module
- Trip indication with mid-trip position
- Reset immediately after overload
- Suitable to use for electrical isolation
- Shell designed for easier installation onto busbar

Auxiliary Switch, Trip Alarm & Combo: Features

- Auxiliary switch
- Auxiliary switch + trip alarm
- Trip alarm
- AC and DC voltages
- UL 489 listed (auxiliary switch: 6 A 250 V AC, 0.5 A 80 V DC)
- IEC 60947-5-1 approved (Auxiliary Switch: 6 A 240 V AC, 0.5 A 110 V DC; trip alarm: 6 A 240 V AC, 0.5 A 110 V DC)
- Factory fitted
- Attached to right hand side of circuit breaker
- Compact 6.5 mm width

Applications

- Residential and commercial applications requiring high sensitivity earth leakage protection from electrical shock and fire hazards
- Earth leakage protection (IEC / EN 60947-2)
- Telecom / datacom equipment
- Lighting control
- UPS equipment
- Alternative energy equipment
- Mobile power generation equipment
- Railway signalling equipment
- Industrial equipment

Optional Accessories

- Rear studs (factory fitted)
- Handle lock
- Surface mounting clips
- Busbar
- Escutcheon blank
- Safety blank

QA17 - Series Earth Leakages

Technical Data

Product Type	QA17A	QA17C
Approvals	VC 8035	
Number of Poles	2 (1+N)	2 (1+N)
Standard Ampere Ratings	5 to 63 A	40 and 63 A
Sensitivity	30 mA	30 mA
Rated Voltage	230V	230V
Rated Interrupting / Withstand Capacity	2.5 kA -	- 2.5 kA
Time Delay Curves	2	-

Product Type	QA17A	QA17C
Approvals	IEC / EN 60947-2, VDE, CE	
Number of Poles	2 (1+N)	2 (1+N)
Standard Ampere Ratings	5 to 63 A	40 and 63 A
Sensitivity	30 mA	30 mA
Rated Voltage	240V	240V
Rated Interrupting / Withstand Capacity	3 kA -	- 3 kA
Time Delay Curves	2	-

Product Type	QA17A	QA17C
Approvals	CCC	
Number of Poles	2 (1+N)	2 (1+N)
Standard Ampere Ratings	5 to 63 A	40 and 63 A
Sensitivity	30 mA	30 mA
Rated Voltage	240V	240V
Rated Interrupting / Withstand Capacity	6 kA -	- 6 kA
Time Delay Curves	2	-

Auxiliary Module	
Auxiliary Switch	DIN and CBI Mini Rail mounted
Trip Alarm	CBI Mini Rail mount only
Auxiliary Switch / Trip Alarm Combo	CBI Mini Rail mount only

QA17 - Series Earth Leakages

Technical Data

Product Type	QA17
Operating Temperature Range	-40 °C to +85 °C
Mounting Options	Dual mounting (DIN & Mini), surface mount, front mount
Time Delay Curves	2 (A version only)
Endurance	10000 operations - 1500 electrical at rated current and voltage (IEC 60947-2)
Dielectric Strength	1480 V (single pole) / 1830 V (multi pole), 50 Hz for one minute after testing
Weight	262 g - QA17C, 265 g - QA17A (unpacked)
Humidity	35 to 85% relative
Altitude	Certification tests done at altitude ≈ 2000 metres. Will operate at higher altitudes.
Shock	16 G (IEC 600068-2-27)
Vibration	2 G (IEC 600068-2-27) (sinusoidal wave)
Flammability	I3 - Ignition does not persist at 850 °C after glow wire is withdrawn with an oxygen index of ≥ 28
Toxicity	F1 - Smoke index of ≤ 20 which determines the fume class
Pollution Degree	PD2 - Normally only non-conductive pollution occurs. Temporary conductivity caused by condensation is to be expected.

Earth Leakage	Wire Size mm ² (IEC)	Torque (IEC)	Comments
1+N	0.75 - 35 mm ²	2.5 Nm	Pozidriv #2 Combi head

QA17 - Series Earth Leakages

Ordering Information

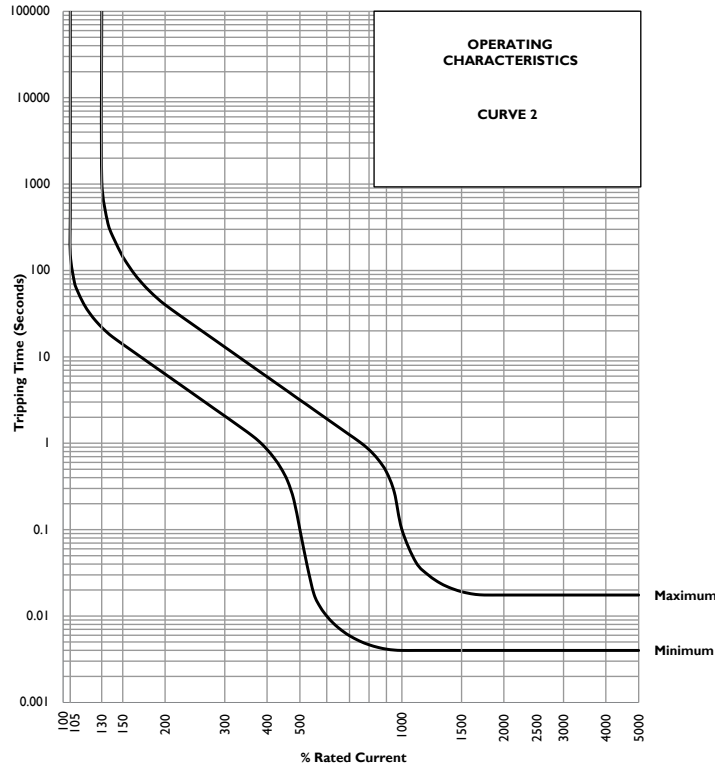
Example Code: **Q-A-17-A--DM-2-63A-30mA-240V---**

Group	1	2	3	4	5	6	7	8	9	10	11	12
Requirement	Q Frame	Type A	1 pole + N	Overload	No auxiliary switch or additional pole	Dual Mount	Medium delay curve 2	Current rating 63 A	Sensitivity 30 mA	Voltage 240 V AC	No special termina- tion	Future use
Long Code	Q	A	17	A	-	DM	2	63A	30mA	240V	-	-

Group	Code	Description	Comments
Group 1: Frame Type	Q	26 mm wide earth leakage	
Group 2: Product Type	A	240 V AC, 2.5 / 3 kA	2.5 kA (VC 8035) / 3 kA (IEC / EN 60947-2)
Group 3: No of Poles	17	Single pole plus switched neutral (1+N)	QA17
Group 4: E-L Type	A	Overload (auto tripping)	White and green handle
	C	Switch disconnecter	Green handle
Group 5: Auxiliary / Additional Pole	-	Not applicable	Use this code if no auxiliary used
	A	Auxiliary switch (1 x Aux switch in 1 module)	6.5 mm module fitted on right-hand side
	AA	Double auxiliary switch (2 x Aux switch in 1 module)	6.5 mm module fitted on right-hand side
	T	Trip alarm (1 x trip alarm in 1 module)	6.5 mm module fitted on right-hand side
	AT	Auxiliary switch + trip alarm (in 1 module)	6.5 mm module fitted on right-hand side
Group 6: Mounting	DM	Dual mount	Dual mount supplied in black body only - 57 mm escutcheon
Group 7: Time Delays	2	Medium time delay	Instantaneous Trip Point (x In) 5 – 10 Comments White handle
Group 8: Current Ratings	Code / Description		Comments
	5, 10, 15, 16, 20, 25, 30, 32, 40, 50, 60, 63 A		QA17A Ratings available vary depending on certification * Other ratings are available as special orders. Check availability.
	40, 63 A		QA17C Ratings available vary depending on certification * Other ratings are available as special orders. Check availability.
Group 9: Sensitivity	30mA	30 mA	Standard
Group 10: Voltage	240V	240 V AC	
Group 11: Special Termination	-	No special termination	
	S	Rear connected stud (factory fitted)	Factory fitted
Group 12	Code	For future use (-)	

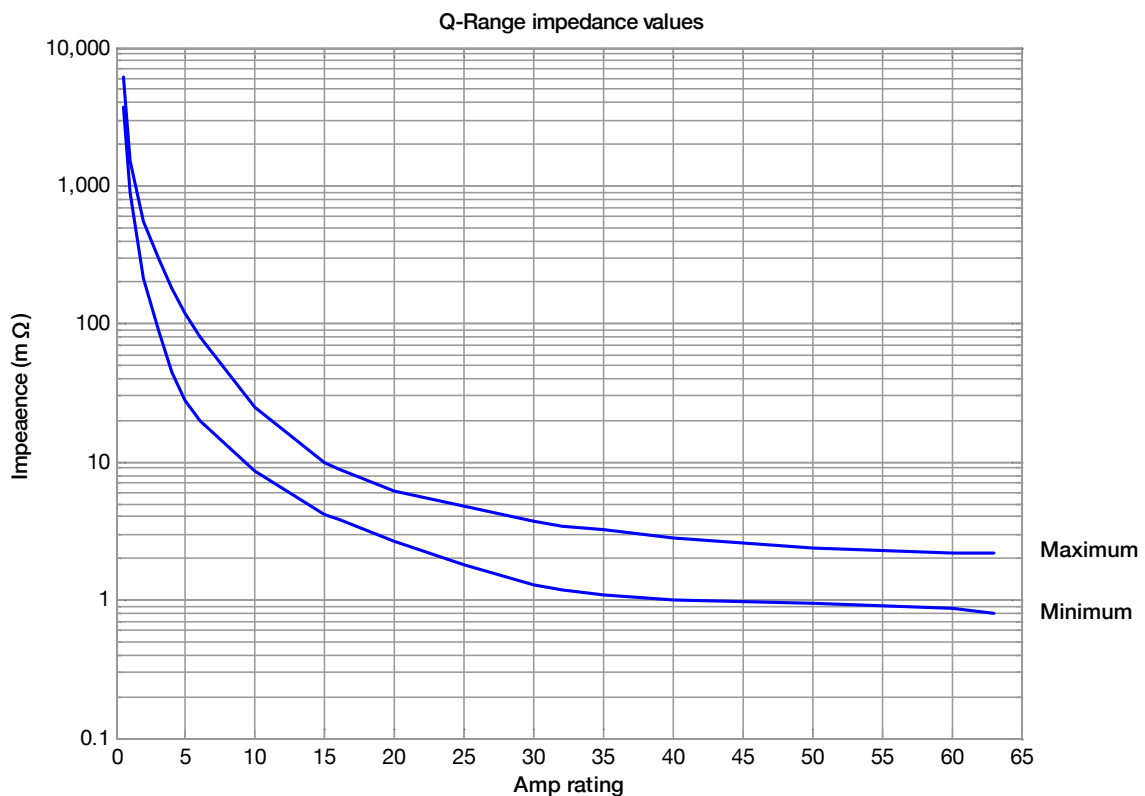
QA17 - Series Earth Leakages

Time Delay Curves



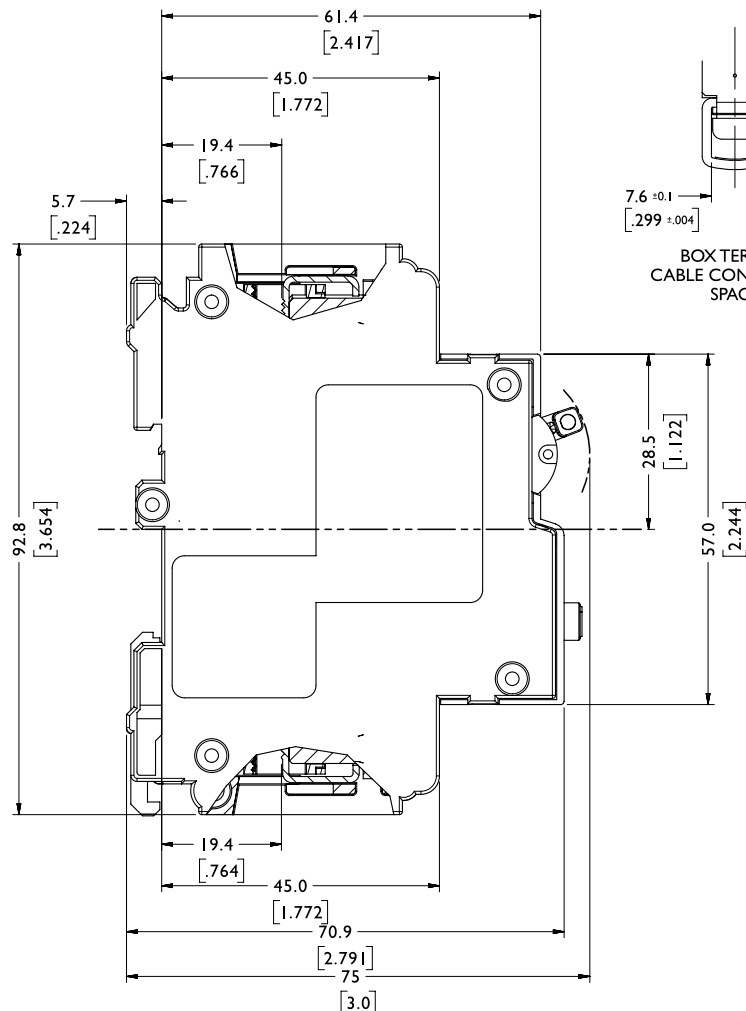
* The published time delay curves are generated at 30°C ambient temperature with the Circuit Breaker mounted in the up-right position. The “must hold”, “must trip” and “instantaneous trip” current values are not affected by temperature, although delay time for the other operating current values may have to be adjusted using the temperature compensation curve which is available on request.

Internal Impedance vs Current Rating

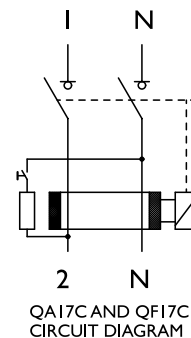
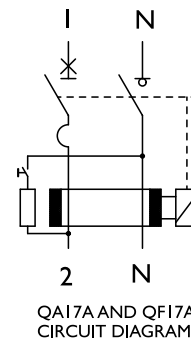
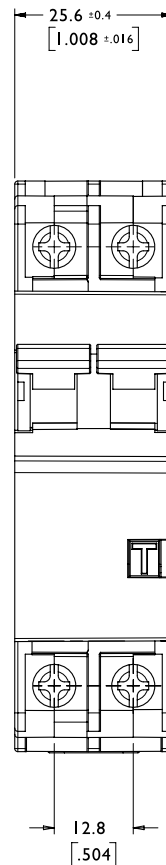
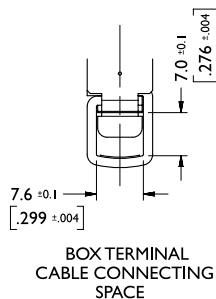


QA17 - Series Earth Leakages

Outline Dimensions: Dual Mount



TOLERANCE ± 0.4 UNLESS OTHERWISE SPECIFIED
 (DIMENSION IN BRACKETS ARE IN INCH)



Архангельск (8182)63-90-72
 Астана +7(7172)727-132
 Астрахань (8512)99-46-04
 Барнаул (3852)73-04-60
 Белгород (4722)40-23-64
 Брянск (4832)59-03-52
 Владивосток (423)249-28-31
 Волгоград (844)278-03-48
 Вологда (8172)26-41-59
 Воронеж (473)204-51-73
 Екатеринбург (343)384-55-89
 Иваново (4932)77-34-06
 Ижевск (3412)26-03-58
 Казань (843)206-01-48

Калининград (4012)72-03-81
 Калуга (4842)92-23-67
 Кемерово (3842)65-04-62
 Киров (8332)68-02-04
 Краснодар (861)203-40-90
 Красноярск (391)204-63-61
 Курск (4712)77-13-04
 Липецк (4742)52-20-81
 Магнитогорск (3519)55-03-13
 Москва (495)268-04-70
 Мурманск (8152)59-64-93
 Набережные Челны (8552)20-53-41
 Нижний Новгород (831)429-08-12
 Новокузнецк (3843)20-46-81

Новосибирск (383)227-86-73
 Омск (3812)21-46-40
 Орел (4862)44-53-42
 Оренбург (3532)37-68-04
 Пенза (8412)22-31-16
 Пермь (342)205-81-47
 Ростов-на-Дону (863)308-18-15
 Рязань (4912)46-61-64
 Самара (846)206-03-16
 Санкт-Петербург (812)309-46-40
 Саратов (845)249-38-78
 Севастополь (8692)22-31-93
 Симферополь (3652)67-13-56
 Смоленск (4812)29-41-54

Сочи (862)225-72-31
 Ставрополь (8652)20-65-13
 Сургут (3462)77-98-35
 Тверь (4822)63-31-35
 Томск (3822)98-41-53
 Тула (4872)74-02-29
 Тюмень (3452)66-21-18
 Ульяновск (8422)24-23-59
 Уфа (347)22948 -12
 Хабаровск (4212)92-98-04
 Челябинск (351)202-03-61
 Череповец (8202)49-02-64
 Ярославль (4852)69-52-93